








MEM Bath spout without diverter for free-standing assembly - Brushed Platinum

MEM

13 672 780



- 280mm projection
- cascade
- total height 830 - 900 mm
- height up to aerator 665 – 735 mm
- push-on rosette 130 x 130 mm
- max. flow 47.8 l/min at 3 bar flow pressure

	Brushed Platinum	13 672 780-06
	Chrome	13 672 780-00
	Platinum	13 672 780-08
	Dark Chrome	13 672 780-19
	Brushed Durabronze (23kt Gold)	13 672 780-28
	Brushed Champagne (22kt Gold)	13 672 780-46
	Champagne (22kt Gold)	13 672 780-47

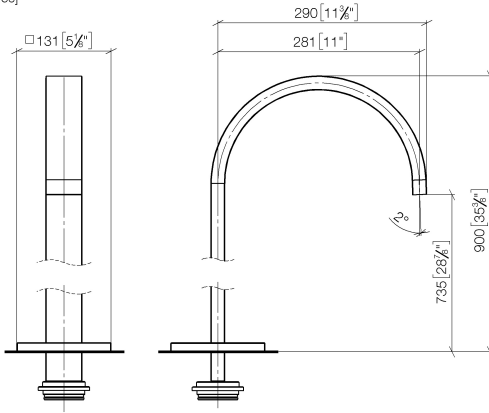
Required miscellaneous



- Concealed floor mounting -** 35 945 970 90
- max. recess depth 150 mm
 - min. recess depth 80 mm

13 672 780

mm [inches]



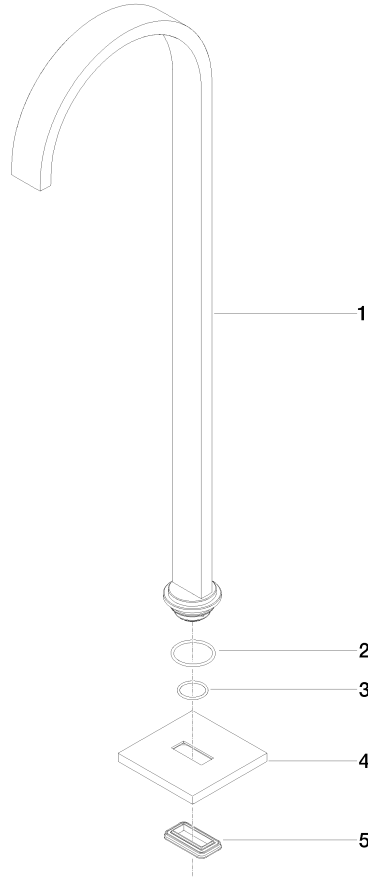
Flow rate chart



Certificates

IAPMO_4976 (6). WRAS_2005008. LGA_18079.

13 672 780



Spare parts list

No.	Item Number	Name	Quantity used	Delivery time
1	04 28 22 183 00-06	spout	1	60
2	09 14 10 084 90	seal	1	2
3	09 14 10 018 90	seal	1	2
4	09 27 78 022-06	rosette	1	60
5	09 14 03 106 90	seal	1	2